



---

# WebTools Release Notes

Version 1.15

---

**Application:** Web Tools APIs  
**Package Name:** 2018 Updates  
**Package Version:** 1.15

---

## Table of Contents

|      |   |    |
|------|---|----|
| 1    | Revision History .....  | 1  |
| 2    | Implementation Summary .....  | 2  |
| 2.1  | Production Release: January 19, 2018 .....  | 2  |
| 2.2  | Production Release: February 23, 2018 .....   | 5  |
| 2.3  | Production Release: March 23, 2018 .....  | 6  |
| 2.4  | Production Release: April 20, 2018 .....  | 7  |
| 2.5  | Production Release: May 18, 2018 .....  | 8  |
| 2.6  | Production Release: June 22, 2018– DELAYED (moved to July 27 <sup>th</sup> Release) ..... | 9  |
| 2.7  | Production Release: July 27, 2018 .....   | 10 |
| 2.8  | Production Release: August 24, 2018 .....   | 12 |
| 2.9  | Production Release: September 21, 2018 .....  | 14 |
| 2.10 | Production Release: To Be Determined .....  | 14 |
| 3    | Appendices .....  | 16 |
| 3.1  | Appendix A – Price Calculator and Label APIs .....  | 16 |
| 3.2  | Appendix B – Sample API Requests, Responses, and Labels .....                             | 17 |
| 3.3  | Appendix C – HTTPS/Secure Web Tools APIs .....  | 26 |

## 1 Revision History

| Date      | Author        | File Version | Change Description  |
|-----------|---------------|--------------|---|
| 12/7/17   | Maggie Tillar | V1.1         | Initial version   |
| 1/4/18    | Maggie Tillar | V1.3         | - Section 2.1.5.3 details added<br>- Februray Release details added to section 2.2 and Appendix B.<br>- March Release dates added section 2.3<br>- To Be Determined section 2.4 updated |
| 2/12/18   | Maggie Tillar | V1.5         | - Section 2.2.4 updated<br>- March Release details added to section 2.3<br>- To Be Determined section 2.4 updated   |
| 3/22/2018 | Maggie Tillar | V1.7         | - March Release sections 2.3.1 and 2.3.2 details added<br>- April Release details added section 2.4 and Appendix B<br>- To Be Determined section 2.5 updated                            |

|          |               |       |   |
|----------|---------------|-------|---|
| 5/9/2018 | Maggie Tillar | V1.9  | - May Release section 2.5 added<br>- June Release section 2.6 added<br>- To Be Determined section 2.7 updated<br>- Appendix B section 3.2.2 updated<br>- Appendix C sections: 3.3.2 and 3.3.4 updated |
| 6/18/18  | Maggie Tillar | V1.11 | - June Release section 2.6 updated<br>- July Release section 2.7 added<br>- To Be Determined section 2.8 updated  |
| 6/21/18  | Maggie Tillar | V1.13 | - June Release section 2.6 DELAYED (deferred to July release)<br>- July Release section 2.7 updated<br>- To Be Determined section 2.8 updated   |
| 7/23/18  | Maggie Tillar | V1.15 | - July Release section 2.7.1 added, Appendix B updated, section 2.7.4 updated<br>- August Release section 2.8 added<br>- Sept Release section 2.9 added<br>- To Be Determined section 2.10 updated    |

## 2 Implementation Summary

External testing availability via the Web Tools CAT / stg- environment for each release can be found in the respective section below. The external test environment can be accessed, using your production UserID, via the following URL scheme, host and path:

- Secure APIs: <https://stg-secure.shippingapis.com/ShippingApi.dll>
- Non-secure APIs: <http://stg-production.shippingapis.com/ShippingApi.dll>

If you receive an authorization error, please contact [webtools@usps.gov](mailto:webtools@usps.gov) and include your UserID.

### 2.1 Production Release: January 19, 2018

External testing: December 18, 2017

USPS is enacting a Price Change on January 19, 2018. All domestic and international price calculator and shipping label APIs will reflect updated pricing (see Appendix A for full list of price calculator and label APIs). For information on specific prices being updated, please go to <http://pe.usps.com/>.

Changes beyond basic price updates are explained below, per API.

#### 2.1.1 Domestic Price Calculator API Updates (API=RateV4)

1. Priority Mail APO/DPO/FPO Zone Updates: RateV4 API will now support new additional <Zone> tag to indicate zone updates for applicable Priority Mail APO/DPO/FPO shipments:
  - New <Zone> response tag will return only for select applicable Priority Mail Military APO/DPO/FPO shipments within the mail service (<Postage></Postage>) grouping when multiple mail services are returned (i.e. request contains <Service>= "ONLINE", "ALL", "PLUS")
  - Integrators should note that when the new <Zone> value is returned it will take precedence over the current <Zone> value returned.
  - Example response below for Priority Mail APO/DPO/FPO shipment with new <Zone> tag. Refer to Appendix B for full sample XML request and response.

```
<Postage CLASSID="1">
  <MailService>Priority Mail Military</MailService>
  <Rate>8.75</Rate>
  <CommercialRate>7.40</CommercialRate>
  <Zone>4</Zone>
</Postage>
```

2. Updates made to RateV4 API to return the following special services:
  - o Signature Confirmation [ServiceID=106] (i.e. <SpecialService>106<SpecialService>)
  - o USPS Tracking [ServiceID=108] (i.e. <SpecialService>108<SpecialService>)

**2.1.2 Domestic Label API Updates (APIs=eVS, DeliveryConfirmationV4, SignatureConfirmationV4)**

1. Priority Mail APO/DPO/FPO Zone Updates:
  - o Updated zone values will return in existing <Zone> tag for applicable Priority Mail Military APO/DPO/FPO shipments. Ex. Origin ZIP: 22201 to Destination ZIP: 09009
  - o Impacted APIs: eVS, SignatureConfirmationV4 (V3), and DeliveryConfirmationV4(V3, V2).

**2.1.3 International Price Calculator API Updates (API=IntlRateV2, IntlRate)**

1. First Class Mail International Content Updates: First Class Mail International Letters and Flats content limited to documents:
  - o IntlRateV2 requests containing a value (i.e. <ValueOfContents>= any value greater than zero), will no longer return the following First Class Mail International service options:
    - <Service ID="14"> <SvcDescription> First-Class Mail<sup>&#174;&lt;/sup>&lt;/SvcDescription> International Large Envelope </SvcDescription>
    - <Service ID="13"> <SvcDescription>First-Class Mail<sup>&#174;&lt;/sup>&lt;/SvcDescription> International Letter</SvcDescription>

**2.1.4 International Label API Updates (API=FirstClassMailIntl)**

1. First Class Mail International (FCMI) Content Updates: First Class Mail International Letters and Flats content limited to documents; FirstClassMailIntl API updated with the following:
  - o When <FirstClassMailType>='LETTER'/FLAT' and <Content> = 'MERCHANDISE', 'SAMPLE', 'GIFT', 'HUMANITARIAN', 'DANGEROUSGOODS', 'CREMATEDREMAINS', and 'OTHER', an error will return.
    - Example error response: "Unable to calculate international postage. No services available. International First Class Letters and Flats may only contain Documents."
  - o When <FirstClassMailType>='LETTER'/FLAT' and the sum of individual item values is greater than zero (i.e. sum of individual item values in <Value> tag is greater than zero), an error will return.
  - o When <FirstClassMailType> = 'LETTER'/FLAT' and the sum of individual item values equals zero (i.e. sum of all item values in<Value> = "0"), the current PS 2976 integrated customs form label image will return and Web Tools will manifest the Shipping Services File per current process.
2. First Class Package International Service (FCPIS) Updates: Effective 1/19/2018, Web Tools will update the FirstClassMailIntl API <FirstClassMailType> enumeration "PARCEL" to "PACKAGE SERVICE."
  - o Integrators are encouraged to use new "PACKAGE SERVICE" enumeration to indicate First Class Package International Service.
  - o The legacy "PARCEL" <FirstClassMailType> enumeration will still be accepted to maintain backwards compatibility.
3. Fixes deployed to FirstClassMailIntl API to enforce \$400 package value limit (i.e <Value>).

**2.1.5 Package Tracking Updates (API=TrackV2, PTSEmail)**

1. TrackV2 API Package Error Messaging Updates: TrackV2 API will be updated to support new/updated response error description and return code values for the following:

| <ReturnCode> | <ErrorDescription>   |
|--------------|--|
| 4 (existing) | "Delivery status information is not available for your item via this web site."  |
| 14 (new)     | "The tracking number may belong to another shipper. Please verify that you have a USPS tracking number for tracking on this site."         |
| 15 (new)     | "The tracking number entered is for a package pickup transaction, not package tracking. Please verify your tracking number and try again." |

2. TrackV2 API: New response tags added for specific SourceIDs to indicate mail piece eligibility for certain notification request types. Response tags will return true/false boolean value.
  - New response tags will be returned only for the following SourceIDs:
    - WTSPECREQ
  - New “true”/“false” Notification Request Eligibility response tags within the TrackResponse/TrackInfo/ grouping:
    - EnabledNotificationRequests/SMS/FS
    - EnabledNotificationRequests/SMS/OA
    - EnabledNotificationRequests/EMAIL/FS
    - EnabledNotificationRequests/EMAL/OA
3. TrackV2 API will now support returning package Alternative Delivery Provider information for a USPS eGlobal Logistics effort to to improve delivery time to the addressee to the door at competitive rates with non-postal alternate delivery providers (ADP) in China and potentially other regions in the future.
  - New ADP response tag <ADPScripting> will return containing text specific to the mail piece's ADP for labels beginning with “DS” prefix and ending in “US” within the following ranges:
    - DS[10000000-29999999]US Ex. “DS100000000US”
    - DS[50000000-69999999]US Ex. “DS659999912US”
  - Example ADP text: 'For more information about your shipment, call xxx-xxx-xxxx Monday-Friday, 9 am-6 pm China Time. Support not available during Chinese holidays Please note: This phone number only works when calling from China.'
4. PTSEmail API Updates
  - New <RequestType> enumerations added:
    - “FS” (Package Addressed to Me/myUSPS)
    - “OA” (Other Activity)

Example PTSEmail request with new <RequestType> enumerations:

```
<PTSEmailRequest>
  <TrackId>EA123456789US</TrackId>
  <MpSuffix>9425</MpSuffix>
  <MpDate>2011-07-25</MpDate>
  <RequestType>FS</RequestType>
  <RequestType>OA</RequestType>
  <FirstName>JOHN</FirstName>
  <LastName>PUBLIC</LastName>
  <Email1>JOHN.Q.PUBLIC@USPS.GOV</Email1>
  <Email2></Email2>
  <Email3></Email3>
  <ClientIp></ClientIp>
</PTSEmailRequest>
```

- PTSEmail API integrators should use TrackV2 TrackFields to determine notification eligibility for a given TrackId
- Integrators must use a particular SourceID in the TrackV2 TrackFields request to receive the Notification Request Eligibility response tags and values as noted in 2.1.5.2.

### 2.1.6 USPS Web Tools SSL Security Certificate Updates

1. USPS Web Tools will update the below expiring staging and production security certificates (reference Deployment Date/Time in table below). Please be sure your servers are compatible with the latest Comodo security certificates.
  - Systems that interface with the Web Tools APIs may be impacted by this change and will need to update the certificates used to connect to Web Tools. Please see the complete list of certificates being updated below. Should your certificates be expiring, please contact your certificate/service provider.
  - Integrators should test their integration using the URLs listed for each security certificate.
  - For a full listing of impacted APIs for each certificate update, please refer to Appendix C.

| Common Name (CN)            | Envir. | URLS   | Expiration Date | Deployment Date/Time  |
|-----------------------------|--------|--|-----------------|-----------------------|
| stg-secure.shippingapis.com | TEST   | <a href="https://stg-secure.shippingapis.com/">https://stg-secure.shippingapis.com/</a>  | 1/23/18         | 1/9/18<br>8:30 AM ET  |
| secure.shippingapis.com     | PROD   | <a href="https://secure.shippingapis.com/">https://secure.shippingapis.com/</a>  | 2/8/18          | 1/22/18<br>8:30 AM ET |
| ea-webtools.usps.com        | PROD   | <a href="https://ea-webtools.usps.com">https://ea-webtools.usps.com</a><br><a href="https://webtools.usps.com">https://webtools.usps.com</a> | 2/8/18          | 1/22/18<br>8:30 AM ET |

## 2.2 Production Release: February 23, 2018

External testing: January 31, 2018

### 2.2.1 Priority Mail Express 10:30 Delivery Updates (APIs=eVS, ExpressMailLabel)

- Web Tools will update the Shipping Services file to include the Priority Mail Express 10:30 Delivery Fee
  - Impacted APIs: eVS, ExpressMailLabel
  - Web Tools will populate the Shipping Services file "Surcharge Amount" field with the price of the Priority Mail Express 1030 AM Delivery service when indicated in the XML request (i.e. ServiceID 161, <ExtraService>161</ExtraService>).
    - Note: there will be no API XML request/response changes

### 2.2.2 Fragile Special Handling Service Label Marking Updates

- Web Tools will update current API labels to display "Special Handling-Fragile" above the address and to the right of the return address when Fragile Special Handling service is indicated in the request (Service ID 190) for all impacted APIs.
  - Reference DMM section 10.1.3 for details ([https://pe.usps.com/text/dmm300/dmm300\\_landing.htm](https://pe.usps.com/text/dmm300/dmm300_landing.htm))
  - Impacted APIs: ExpressMailLabel, InterceptLabel, OpenDistributePriorityV2, HoldForPickupExpress, HoldForPickupPriority, HoldForPickupFirstClass, eVS, DeliveryConfirmationV4, and SignatureConfirmationV4.
    - Integrators should note only the label image will be updated; there will be no API XML request/response changes.
- Web Tools will update the MerchandiseReturnServiceV4 API label to display Special Handling-Fragile fees in the "SPECIAL HANDLING FEE (IF ANY)" field on the label when Fragile Special Handling is indicated in the request per the USPS Parcel Labeling Guide specifications.
  - Reference USPS Parcel Labeling Guide section 4.2 for details ([https://ribbs.usps.gov/barcode\\_cert/documents/tech\\_guides/ParcelLabelingGuide.pdf](https://ribbs.usps.gov/barcode_cert/documents/tech_guides/ParcelLabelingGuide.pdf))

### 2.2.3 eVS Return Receipt Updates (API=eVS)

- Web Tools will update the eVS API when Return Receipt service is indicated in the XML request (ServiceID=118) to populate the "Return Receipt Fee" field on the receipt image.
  - Reference Appendix B for sample receipt

### 2.2.4 Web Tools No Postage Label APIs Updates

- Web Tools will prohibit use of the following domestic and international label APIs:
  - DeliveryConfirmationV4 (V3, V2)
  - SignatureConfirmationV4 (V3)
  - ExpressMailLabel
  - HoldForPickupExpress, HoldForPickupPriority, HoldForPickupFirstClass
  - OpenDistributePriorityV2
  - ExpressMailIntl
  - FirstClassMailIntl
  - PriorityMailIntl
  - GXGGetLabel

- CustomsCN22v2
  - CustomsCP72v3
2. A separate updated detailed notice was sent to impacted integrators during the week of January 12, 2018. Please contact [webtools@usps.gov](mailto:webtools@usps.gov) for more information.

### 2.2.5 Address API Updates (API=Verify)

1. Web Tools will make fixes to support period “.” special character in the secondary address field (i.e. <Address1>)

### 2.2.6 Priority Mail Padded Flat Rate Envelope Updates (API=RateV4)

1. Web Tools will no longer return Registered Mail extra service options for Priority Mail Padded Flat Rate Envelopes in RateV4 API to meet USPS DMM compliance.
  - The following extra services (i.e.<SpecialService>) will not return for Priority Mail Padded Flat Rate Envelopes:
    - “Registered Mail” [ServiceID=109]
    - “Registered Mail Restricted Delivery” [ServiceID=176]
    - “Registered Mail COD collection charge” [ServiceID=112]
  - Reference DMM section 2.1.1 Registered Mail Basic Standards Description for details ([https://pe.usps.com/text/dmm300/dmm300\\_landing.htm](https://pe.usps.com/text/dmm300/dmm300_landing.htm))

## 2.3 Production Release: March 23, 2018

External testing: March 12, 2018

### 2.3.1 eVS Label APIs: ePostage Mailer Identification Updates

1. Web Tools will update the eVS Label APIs to collect ePostage sender/mailler information and include in Shipping Services file version 2.0.
  - Impacted APIs: eVS, eVSExpressMailIntl, eVSPriorityMailIntl, eVSFirstClassMailIntl, eVSGXGGetLabel
  - Web Tools will add new optional request tag <ePostageMailerReporting> with following numerical inputs: “1” (ePostage sender information in SSF), “2” (ePostage sender information through DES), “3” (ePostage sender information using child MID) to collect ePostage mailer information.
    - When provided, the <ePostageMailerReporting> values “1”, “2”, or “3” will be used in the Shipping Services File “PostageType” field (D1, position 31) and take precedence over Postage Type values already used (e.g. “A”, “B”, “R”, “P”).
  - Web Tools add new request tags to collect the below sender information.
    - Sender First Name
    - Sender Last Name
    - Sender Business Name
    - Sender Address
    - Sender City
    - Sender ZIP5
    - Sender Phone
    - Sender Email
2. Web Tools will add logic when <ePostageMailerReporting>= “1”:
  - The below request tags will be required:
    - <CustomerRefNo2>
    - <SenderFirstName>
    - <SenderLastName>
    - <SenderBusinessName>
    - <SenderAddress>
    - <SenderCity>
    - <SenderState>
    - <SenderZip5>

- <SenderPhone>
- <SenderEMail>
- Web Tools will return an error if any/all above required fields not provided when required (i.e. when <ePostageMailerReporting>= "1").
  - Error messaging will indicate missing field(s) expected. Ex: "Sender First and Last Name are required."
- Web Tools will return a new warning to indicate when Sender Address is not validated/standardized (i.e when <AllowNonCleansedOriginAddr>= "True"). Note: warning will return as part of a successful XML response.
  - Warning will be indicated with new <Warning> response tag. Ex. <Warning>An exact match was not found for the sender address but the address has been used to successfully create a label and process the Shipping Services File. The City, State, and Zip code are valid.</Warning>
- 3. New warning/error validation added when eVS Customs Form required (i.e. excluding eVS Domestic labels)
  - When <ePostageMailerReporting>= "1", Web Tools will validate sender information against required "From" fields and return error if Sender information doesn't match "From" information.
    - Error example: "Sender contact information does not match From contact information."
  - When <ePostageMailerReporting> doesn't equal "1" (i.e. "2", "3", null), and optional sender information is provided in request, Web Tools will return a new warning indicating sender data will be ignored as part of a successful XML response.
    - Warning will be indicated with new <Warning> response tag. Ex. <Warning>Sender data will be ignored.</Warning>
- 4. Request additional detailed specifications at [webtools@usps.gov](mailto:webtools@usps.gov)

### 2.3.2 eVS Domestic Updates

1. Fixes to eVS extra service validation; no XML request/response changes.
2. eVS ZPL fixes available now for testing in the external testing environment. Current ZPL integrators are encouraged to test and provide feedback at [webtools@usps.gov](mailto:webtools@usps.gov).
  - Note: eVS ZPL changes were deployed to production in April 20th release; ZPL customers notified directly via separate communication

## 2.4 Production Release: April 20, 2018

External testing: April 9, 2018

### 2.4.1 Tracking Proof of Delivery Updates (API=TrackV2, PTSTPod)

1. Summary: Web Tool will support the ability for customers to obtain Tracking Proof of Delivery (TPOD) letters needed especially by pharmaceutical customers for their responses to regulatory and legal requirements.
  - Web Tools will support returning within the TrackV2 API response a new service eligibility indicator <TpodEnabled> with "True/False" inputs which will indicate Tracking Proof of Delivery service eligibility for an item.
    - When <TpodEnabled> = True, Tracking Proof of Delivery service is enabled for an item
    - When <TpodEnabled> = False, Tracking Proof of Delivery service is not enabled for an item.
2. Web Tools will support a new PTSTpod API which will enable customers to request and obtain Tracking Proof of Delivery (TPOD) letters.
  - Reference Appendix B section 3.2.1 for an example PTSTpod request and response.

### 2.4.2 Customs Forms Updates

1. Summary: Web Tools will make updates to the Customs Form weight totals and weight symbol values displayed on the form to meet USPS Global Trade Compliance.
  - Impacted APIs: eVS, eVSExpressMailIntl, eVSPriorityMailIntl, eVSFirstClassMailIntl

- For PS 2976A/2976B Forms: Web Tools will use the total weight (sum of all item weights (i.e. sum of all <NetPounds>, <NetOunces> values which excludes weight of packaging) in the "Net Weight Total (lbs/oz)" field on the Customs Form.
- For PS 2976 Forms: Web Tools will use the total weight (sum of all item weights (i.e. sum of all <NetPounds>, <NetOunces> values which excludes weight of packaging) in the "Wgt (lb/oz)" field on the Customs Form.
- For PS 2976/2976A/2976B Forms: Web Tools will use the <WeightInOunces> value to display the gross weight which appears on the Customs Form under the Weight symbol. i.e. where gross weight indicates the total package weight (item(s)+packaging).
- Integrators should note these updates will only impact the value displayed on the Customs Form; there will not be any XML request/response changes.

### 2.4.3 USPS Retail Ground Registered Updates

1. Summary: Given that USPS RETAIL GROUND® has registered as a trademark with the U.S. Patent and Trademark Office, Web Tools will make updates to display accurately within the APIs.
  - Web Tools will display "USPS Retail Ground®" with the Registered trademark (i.e. update from previous "™")
  - Impacted APIs: RateV4 and TrackV2.

### 2.4.4 eVS Label Updates: Shipping Partner Event (SPE) File Web Tools Certification

1. Summary: In order to facilitate customer use of the Shipping Partner Event (SPE) file which requires individual customers to be certified separately for SPE use, Web Tools will use a new SPE-certified Shipping Partner's Mailer ID in the SPE header record.
  - Impacted APIs: eVS, eVSExpressMailInt, eVSPriorityMailInt, eVSFirstClassMailInt
    - Web Tools will populate the "Shipping Partner's Mailer ID" field (003-011) within the SPE File Version 5.0 Header Record with a pre-certified MID.
    - Web Tools will include the customer's Master Mailer ID (as associated to the Web Tools UserID) in the "Mail Owner Mailer ID" field (062-070) within the SPE File Version 5.0 Detail Record when a Mail Owner Mailer ID is not provided in the label request.
    - Request more information regarding the Shipping Partner Event file at [webtools@usps.gov](mailto:webtools@usps.gov)

### 2.4.5 eVS Label Updates: Priority Mail Cubic Updates

1. Summary: Web Tools will add validation to the eVS API to: 1) prevent requests configured incorrectly for Priority Mail Cubic from returning a successful response and 2) provide additional feedback to notify customers of invalid request combinations for Priority Mail Cubic.
  - When an eVS API request contains <ServiceType>="PRIORITY" and <Container>="CUBIC SOFT PACK", "CUBIC PARCEL" Web Tools will return an error indicating this is an invalid combination.
    - Current Priority Mail Cubic integrators should use in the request: <ServiceType>="PRIORITY MAIL CUBIC" and <Container>="CUBIC SOFT PACK", "CUBIC PARCEL" for Priority Mail Cubic.
    - Integrators interested in using Priority Mail Cubic should request access and additional details at [webtools@usps.gov](mailto:webtools@usps.gov).

### ~~2.4.6 Domestic Price Calculator API Updates (API=RateV4)~~ (moved to May release)

1. ~~Summary: Web tools will update the RateV4 API to default the current date as the "ShipDate" value when not provided/indicated in the request (i.e. <ShipDate> default = current date).~~

## 2.5 Production Release: May 18, 2018

External testing: May 9, 2018



### 2.5.1 Domestic Price Calculator API Updates (API=RateV4)

1. Summary: Web Tools will update the RateV4 API to default the current date as the "ShipDate" value when not provided/indicated in the request (i.e. <ShipDate> default = current date) in order to determine prices returned in response.

### 2.5.2 eVS Priority Mail Military Customs Forms Update (API=eVS)

1. Summary: Web Tools will remove "MILITARY" from the indicia in the top right corner of Priority Mail Military eVS domestic Customs Forms to military destinations.
  - o Updated indicia will display "PRIORITY MAIL U.S. POSTAGE PAID" when request contains <ServiceType>= "PRIORITY" to a military destination.
  - o Integrators should note these updates will only impact the Customs Form/eVS label image; there will not be any XML request/response structural changes.
  - o Reference section 3.2.2 for example

### 2.5.3 SCAN Form API Updates (API=SCAN)

1. Summary: Web Tools will make updates to the below error code numbers to differentiate between error messages that could return within the SCAN API response:

| SCAN Error Code | SCAN Error Message                                      |
|-----------------|---|
| 2147217980      | MailTime not allowed when CloseManifest contains 'ALL'. |
| 2147217979      | EntryFacility not allowed with CloseManifest tag.       |
| 2147217978      | No Packages found for CloseManifest request.            |

2. Request additional detailed specifications at [webtools@usps.gov](mailto:webtools@usps.gov)

### 2.5.4 Hold For Pickup Facility API Update (API=HFPPFacilityInfo)

1. Summary: Web Tools will make the HFPPFacilityInfo API available on our secure HTTPS URL.
  - o Secure HTTPS URL: <https://secure.shippingapis.com/ShippingAPI.dll?>

### 2.5.5 eVS Label APIs Update

1. Summary: Updates to eVS Domestic and International Label APIs <Value> request tag to accept a maximum value of 99999.99 (i.e. seven total characters limited to only two decimal places on the right)
  - o Impacted APIs:
    - eVS
    - eVSExpressMailIntl
    - eVSPriorityMailIntl
    - eVSFirstClassMailIntl
  - o Should the maximum value of "99999.99" be exceeded, the following error will return:
    - "Item Value must be a positive numeric value 99999.99 or less."

## 2.6 Production Release: June 22, 2018– DELAYED (moved to July 27<sup>th</sup> Release)

External testing: June 11, 2018

\*\* All June 22, 2018 changes delayed/moved to section 2.7.

## 2.7 Production Release: July 27, 2018

External testing: July 16, 2018

### 2.7.1 Service Delivery Calculator Updates (API=SDCGetLocations)

1. Summary: Web Tools will update the SDCGetLocations API to ensure accurate service delivery standards information is returned:
  - o The values currently returned in the following response tags will be updated as follows:
    - <Release> value will be updated from “8” to “2.0”
    - <AcceptTime> default value returned when no value is included in the request will be updated from “0001” to “X” where X is current time CT when the XML request was submitted (i.e. “0900”).
  - o Example XML response displaying above updates:
 

```

                    <SDCGetLocationsResponse>
                    <Release>2.0</Release>
                    <CallerID>4</CallerID>
                    <SourceID>004</SourceID>
                    <MailClass>0</MailClass>
                    <OriginZIP>70601</OriginZIP>
                    <OriginCity>LAKE CHARLES</OriginCity>
                    <OriginState>LA</OriginState>
                    <DestZIP>21817</DestZIP>
                    <DestCity>CRISFIELD</DestCity>
                    <DestState>MD</DestState>
                    <AcceptDate>2018-07-13</AcceptDate>
                    <AcceptTime>0900</AcceptTime>
                    ...
                    </SDCGetLocationsResponse>
                    
```
  - o The below optional tags will no longer be available for the SDCGetLocations API as a result of this update:

| <b>Deprecated SDCGetLocations API Response Tags</b> |
|---|
| NonExpeditedDetail                                  |
| NonExpeditedOriginType                              |
| Theater   |
| APOFPODPODlvryDaysOffset                            |
| PostCET   |
| USPSGatewayFcty                                     |
| SAM   |
| TotDaysDeliver                                      |
| NonDlvryDays  |
| FDDNonProcDays                                      |
| FDDNonDlvryDays                                     |
| SunHol  |
| HFPUGlobalMsg                                       |
| NoSunHol  |
| Closed  |
| FDD   |

- Mail Class (i.e. <MailClass>) Updates:
  - The <MailClass> tags will be returned in the XML response (when available) in ascending order as shown below:
    - <MailClass>= “1” (Priority Mail Express)
    - <MailClass>= “2” (Priority Mail)
    - <MailClass>= “3” (First Class Mail)
    - <MailClass>= “4” (Marketing Mail)
    - <MailClass>= “5” (Periodicals)
    - <MailClass>= “6” (Package Services)
  - The above <MailClass> values of “4” and “5” will now be enabled to return where available in the XML response.
  - Within each <MailClass> node the <CommitmentSeq> values will be returned in ascending alphabetical order (i.e. <CommitmentSeq>= A0215, B0215...etc)
- Reference Appendix B for full XML request and response samples.

### 2.7.2 Priority Mail Cubic Updates (API=RateV4)

1. Summary: Web Tools will expand support for returning Priority Mail Cubic pricing in the RateV4 API.
2. RateV4 API Updates:
  - Web Tools will enable Priority Mail Cubic to return when the following tags are provided in the RateV4 request:
    - <Service>= “Priority Mail Cubic”, “Plus”
    - <Container>= “CUBIC SOFT PACK”, “CUBIC PARCELS”
  - Example RateV4 response with Priority Mail Cubic returned:
 

```
<Postage CLASSID="999">
<MailService>
Priority Mail 2-Day<sup>&gt;&#8482;&lt;/sup>&lt;/sup> Cubic
</MailService>
<Rate>0.00</Rate>
<CommercialPlusRate>7.36</CommercialPlusRate>
```
  - Integrators are strongly encouraged to test to ensure no issues receiving new Priority Mail Cubic options returned in the RateV4 response.

### 2.7.3 Package Tracking Updates (APIs=TrackV2) – effective July 15<sup>th</sup>, 2018

1. Summary: Web Tools will update the current mail class description for First-Class Package Service to identify when a mail piece was received from a USPS Retail location within the TrackV2 API.
  - When a mail piece is determined to be from Retail, Web Tools will return within the <Class> response tag an updated mail class description value of “First-Class Package Service – Retail”
  - Example TrackV2 API response with updated mail class description:
 

```
<TrackResponse>
  <TrackInfo ID="9470002901024632260146">
    <Class>First-Class Package Service - Retail</Class>
  ....
</TrackResponse>
```
  - Integrators should note there will not be any XML request/response structural changes.
2. Summary: Web Tools will support returning an updated status category within the TrackV2 API for event 14 when an item is associated to a Delivery Partner College or University identified by firmnames beginning with “DPLT”:
  - When a mail piece is has an event 14 (<EventCode>= “14”) and determined to be associated to a Delivery Partner College or University, the status category message returned will display “Available for Agent Pickup.”
  - Integrators should note there will not be any XML request/response structural changes.

### 2.7.4 Electronic Signature on File Updates (eSOF)

1. Summary: Web Tools will make changes to the domestic eVS API to allow integrators to indicate they want to override a package that is eligible for eSOF and instead require a physical “wet” signature. Web Tools update the Shipping service file when integrators override a package that is eligible for eSOF to indicate a physical “wet” signature is required.
  - Impacted APIs: eVS
  - Web Tools will add a new optional request tag <eSOFAllowed> with “true”/“false” inputs to indicate eSOF eligibility:
    - When <eSOFAllowed>= “true”, a package is eSOF eligible. This will be the default.
    - When <eSOFAllowed>= “false”, integrators want an eSOF eligible package “overridden” such that the package would require a physical “wet” signature be collected.
    - This new tag will be added to the XML request; it will not return in the XML response.
  - Web Tools will populate the Shipping services file D1 record field #69 “Waiver of Signature/Carrier Release” to indicate when integrators override a package that is eligible for eSOF:
    - When <eSOFAllowed>=“true” indicating a package is eSOF eligible, Web Tools will take no new action and continue to populate this field as it’s currently being populated today.
    - When <eSOFAllowed>=“false”, Web Tools will send a "3" ("Electronic Signature on File") to indicate a wet signature is collected and eSOF cannot be used. This will take precedence over other input options (i.e. Y, N, 1, 2, null etc.)

### 2.7.5 GXG Insurance Updates (APIs=GXGGetLabel, eVSGXGGetLabel)

1. Summary: Web Tools has made fixes to update how the insurance is calculated for GXG.
  - Impacted APIs:
    - GXGGetLabel
    - eVSGXGGetLabel
  - Web Tools will use the amount provided in the <InsuredValue> request tag to calculate the insurance fee (i.e. <InsuranceFee>).
  - Web Tools will add new validation to verify that InsuranceValue (<InsuranceValue>) and total package value (summed <UnitValue> tag values) do not exceed the value limits for a country.
  - Web Tools will return a new error: “Insurance amount requested cannot exceed total package value.”

## 2.8 Production Release: August 24, 2018

External testing: August 13, 2018

### 2.8.1 Domestic Label APIs Address Updates

1. Summary: Web Tools will make updates to standardize how addresses are returned in the XML response and displayed on the label to prevent previous issues with address truncation on the label.
  - Impacted APIs:
    - eVS
  - Web Tools will collect values from the <Address1> and <Address2> request fields and return validated and standardized addresses in the following format in both the XML response and displayed on the label:
    - <Address1> = [ secondary address info + concatenated extra info provided by customer] (i.e. Unit 703)
    - <Address2> = [ primary address info/street address ] (i.e. 123 Main St)
    - Integrators should submit their XML requests with secondary address information in the <Address1> request tag and primary address information in the <Address2> request tag.
    - Official USPS abbreviations will be used on labels to alleviate truncation issues for longer addresses.

2. Summary: Web Tools will provide the ability for customers to optionally request both the full and abbreviated addresses to return when available in the XML response. Note: this will not impact how the address is displayed on the label.
  - o Impacted API: eVS
  - o Web Tools will implement a new value for the <Revision> tag for the below API which will return new abbreviated address tags when available (in addition to current <Address1>, <Address2> tags) in the response when provided in the request. See table below.
    - When the new <Revision> value is not provided in the request, the XML response returned today will remain unchanged (i.e. only the full address tags <Address1>, <Address2> returned).

| API | New Revision value | New Response Tags Returned (when available)      |
|-----|--------------------|--|
| eVS | <Revision> = 1     | <ToAddress2Abbreviation><br><ToCityAbbreviation> |

- o Example 1: eVS API response containing new abbreviated address tag (i.e.<ToAddress2Abbreviation>) when <Revision>= 1 included in XML request:
 

```

<eVSResponse>
  <BarcodeNumber>XXXXXXXXXXXXXXXXXXXX</BarcodeNumber>
  <ToName>TEST</ToName>
  <ToFirm>FIRM 0</ToFirm>
  <ToAddress1>APT 1</ToAddress1>
  <ToAddress2>970 DR MARTIN LUTHER KING JR BLVD</ToAddress2>
  <ToAddress2Abbreviation>970 MLK BLVD APT 1</ToAddress2Abbreviation>
  <ToCity>RIVIERA BEACH</ToCity>
  <ToState>FL</ToState>
  <ToZip5>33404</ToZip5>
  <ToZip4>7400</ToZip4>
  ....
</eVSResponse>
            
```

- o Example 2: eVS API response containing new abbreviated city tag (i.e.<ToCityAbbreviation>) when <Revision>= 1 included in XML request:
 

```

<eVSResponse>
  <BarcodeNumber>XXXXXXXXXXXXXXXX</BarcodeNumber>
  <ToName>TEST</ToName>
  <ToFirm>FIRM 0</ToFirm>
  <ToAddress1></ToAddress1>
  <ToAddress2>30486 AVENIDA DE LAS BANDERAS</ToAddress2>
  <ToCity>RANCHO SANTA MARGARITA</ToCity>
  <ToCityAbbreviation>RCHO STA MARG</ToCityAbbreviation>
  <ToState>CA</ToState>
  <ToZip5>92688</ToZip5>
  <ToZip4>3948</ToZip4>
  ....
</eVSResponse>
            
```

### 2.8.2 Price Calculator Updates (API=RateV4)

1. Summary: Web Tools will update the RateV4 API to return all products supported through eVS including those not supported by the eVS Label APIs.
  - o For more information contact [webtools@usps.gov](mailto:webtools@usps.gov)
2. Summary: Web Tools will update the RateV4 API to support returning Parcel Select Ground pricing options.

- Web Tools will enable Parcel Select Ground to return when the following tags are provided in the RateV4 request:
  - <Service>= "ONLINE", "PLUS"
- Example RateV4 response with Parcel Select Ground returned:
 

```
<Postage CLASSID="77">
  <MailService>Parcel Select Ground</sup>&#8482;&lt;/sup></MailService>
  <Rate>7.10</Rate>
</Postage>
```

## 2.9 Production Release: September 21, 2018

External testing: September 10, 2018

### 2.9.1 Customs Forms API Restrictions

1. Summary: Web Tools will prohibit use of the Customs Form CN22 (API=CustomsCN22V2) and Customs Form CP72 (API=CustomsCP72V3) APIs.
  - For more information contact [webtools@usps.gov](mailto:webtools@usps.gov)

### 2.9.2 Domestic Label APIs Address Updates

1. Web Tools will provide the ability for customers to optionally request both the full and abbreviated addresses to return when available in the XML response. Note: this will not impact how the address is displayed on the label.
  - Impacted APIs:
    - ForeverPrepaidLabel
    - MerchandiseReturnV4
    - Scan Based Payment Outbound (API=CreateSBPLabel)
  - Web Tools will implement a new value for the <Revision> tag for the below APIs which will return new abbreviated address tags when available (in addition to current <Address1>, <Address2> tags) in the response when provided in the request. See table below.
    - When the new <Revision> value is not provided in the request, the XML response returned today will remain unchanged (i.e. only the full address tags <Address1>, <Address2> returned).

| API                         | New Revision value | New Response Tags Returned (when available) |
|-----------------------------|--------------------|---|
| ForeverPrepaidLabel         | <Revision> = TBD   | TBD   |
| MerchandiseReturnV4         | <Revision> = TBD   | TBD   |
| Scan Based Payment Outbound | <Revision> = TBD   | TBD   |

## 2.10 Production Release: To Be Determined

Items will be moved to release dates as scheduled and included in future versions of the release notes

1. Every Door Direct Mail (EDDM) API Enhancements
  - New EDDM APIs will be available to provide the following functions: Create Order, Retrieve Order Details, Retrieve Order History, Retrieve PDF, Cancel Order, Cancel Order Segment, Request Order Refund, Get Post Office, ZIP Code Route Search
2. Priority Mail Express 10:30 Delivery updates to Shipping Services File to accurately reflect surcharge amounts (APIs=eVS, ExpressMailLabel) (moved to February release)
3. eVS Label API Updates
  - Populate Return Receipt Fee field on Receipt (moved to February release)
  - Shipping Partner Event file Web Tools certification (moved to April release)
  - ePostage known mailer/sender additions (moved to March release)
  - Vendor Code additions (moved to February release)
  - Military Mail indicia corrections (moved to May release)

- ZPL improvements – available in external testing environment and production as of April 20, 2018 release (reference section 2.3.2.2)
  - G-10 Label support updates to Label and SSF
4. **Fragile / Special Handling Fee** - Fragile handling results in a fee which Web Tools will treat as an extra service *Note:* There are no label changes as a result of this update. XML request/response impacts listed below:
- Impacted APIs (in addition to those listed in March release):
    - **MerchandiseReturnV4**
5. Package Pickup APIs – enhancements for improved internal processing (moved to February release)
6. USPS Retail Ground Registered – product name updates from trademark to registered (moved to April release)
7. Priority Mail Cubic support to be added as default RateV4 behavior (moved to June release)
8. **USPS Web Tools Blocking pre-TLS 1.2 Connections (removed from July release; delayed indefinitely)**
9. Price Calculator Updates - Web Tools will update the RateV4 API to return all eVS products available including those not supported by the eVS Label APIs. (added to August release)

## 3 Appendices

### 3.1 Appendix A – Price Calculator and Label APIs

#### 3.1.1 Domestic Price Calculator APIs

| Description               | API Name |
|---------------------------|----------|
| Domestic Price Calculator | RateV4   |

#### 3.1.2 International Price Calculator APIs

| Description                    | API Name   |
|--------------------------------|------------|
| International Price Calculator | IntlRateV2 |

#### 3.1.3 Domestic Label APIs

| Description                      | API Name                 |
|----------------------------------|--------------------------|
| Express Mail Label               | ExpressMailLabel         |
| Express Mail Hold For Pickup     | HoldForPickupExpress     |
| Priority Mail Hold For Pickup    | HoldForPickupPriority    |
| First Class Mail Hold For Pickup | HoldForPickupFirstClass  |
| Delivery Confirmation            | DeliveryConfirmationV4   |
| Signature Confirmation           | SignatureConfirmationV4  |
| Merchandise Return Service       | MerchandiseReturnV4      |
| Merchandise Return Service Bulk  | MerchReturnV4Bulk        |
| Open and Distribute Priority     | OpenDistributePriorityV2 |
| eVS Domestic                     | eVS                      |
| Forever Prepaid Label            | ForeverPrepaidLabel      |
| Scan Based Payment Outbound      | CreateSBPLabel           |
| Metro Post                       | MetroPost                |

#### 3.1.4 International Label APIs

| Description                          | API Name              |
|--------------------------------------|-----------------------|
| Express Mail International           | ExpressMailIntl       |
| Express Mail International – eVS     | eVSExpressMailIntl    |
| Priority Mail International          | PriorityMailIntl      |
| Priority Mail International – eVS    | eVSPriorityMailIntl   |
| First Class Mail International       | FirstClassMailIntl    |
| First Class Mail International - eVS | eVSFirstClassMailIntl |
| GXG Get Label                        | GXGGetLabel           |
| GXG Get Label – eVS                  | eVSGXGGetLabel        |
| GXG Commercial Invoice               | GXGCommercialInvoice  |
| GXG Get Guarantee                    | GXGGetGuaranteeDate   |
| Customs SCAN                         | CustomsSCAN           |
| Customs Form CN22                    | CustomsCN22V2         |
| Customs Form CP72                    | CustomsCP72V3         |



## 3.2 Appendix B – Sample API Requests, Responses, and Labels

### 3.2.1 Sample XML Requests

This section provides sample XML requests to the CAT/staging environment that demonstrate some of the changes implemented to our APIs in this release. These requests are provided as a reference to aid in your understanding of the changes and in your integration with our updated APIs. You should still complete all your usual testing and verification processes to ensure that your system is communicating properly with the most updated version of Web Tools.

Please note that you must place your valid USERID into the request. Sample responses are provided below the sample requests to illustrate the changes that will occur to the XML schema. Please note that the data within the tags may differ depending on inputs provided. Areas of note are highlighted.

#### RateV4 Sample Request

Example RateV4 request for Priority Mail APO/FPO/DPO shipment which will return new <Zone> tag.

```
https://stg-secure.shippingapis.com/shippingapi.dll?API=RateV4&XML=
<RateV4Request USERID='XXXXXXXXXXXXX'>
  <Package ID='0'>
    <Service>Online</Service>
    <ZipOrigination>22201</ZipOrigination>
    <ZipDestination>09009</ZipDestination>
    <Pounds>2</Pounds>
    <Ounces>0.00</Ounces>
    <Container>Variable</Container>
    <Size>Regular</Size>
    <Width>1</Width>
    <Length>3</Length>
    <Height>7</Height>
    <Girth>6</Girth>
    <Machinable>True</Machinable>
  </Package>
</RateV4Request>
```

#### RateV4 Sample Response

Example RateV4 response which returns the new <Zone> tag for a Priority Mail APO/FPO/DPO shipment.

```
<RateV4Response>
  <Package ID="0">
    <ZipOrigination>22201</ZipOrigination>
    <ZipDestination>09009</ZipDestination>
    <Pounds>2</Pounds>
    <Ounces>0.00</Ounces>
    <Size>REGULAR</Size>
    <Machinable>TRUE</Machinable>
    <Zone>3</Zone>
    <Postage CLASSID="3">
      <MailService>Priority Mail Express Military&lt;sup>&#8482;&lt;/sup>&lt;/MailService>
      <Rate>27.50</Rate>
      <CommercialRate>24.48</CommercialRate>
    </Postage>
    <Postage CLASSID="13">
      <MailService>Priority Mail Express Military&lt;sup>&#8482;&lt;/sup>&lt;/MailService> Flat Rate Envelope</MailService>
      <Rate>24.70</Rate>
      <CommercialRate>21.98</CommercialRate>
    </Postage>
    <Postage CLASSID="30">
      <MailService>Priority Mail Express Military&lt;sup>&#8482;&lt;/sup>&lt;/MailService> Legal Flat Rate Envelope</MailService>
      <Rate>24.90</Rate>
      <CommercialRate>22.09</CommercialRate>
    </Postage>
    <Postage CLASSID="62">
      <MailService>Priority Mail Express Military&lt;sup>&#8482;&lt;/sup>&lt;/MailService> Padded Flat Rate Envelope</MailService>
```

```

        <Rate>25.40</Rate>
        <CommercialRate>22.46</CommercialRate>
    </Postage>
    <Postage CLASSID="1">
        <MailService>Priority Mail Military<sup>g</sup>&#8482;</sup></MailService>
        <Rate>8.75</Rate>
        <CommercialRate>7.40</CommercialRate>
        <Zone>4</Zone>
    </Postage>
    <Postage CLASSID="17">
        <MailService>Priority Mail Military<sup>g</sup>&#8482;</sup> Medium Flat Rate Box</MailService>
        <Rate>13.65</Rate>
        <CommercialRate>12.85</CommercialRate>
        <Zone>4</Zone>
    </Postage>
    <Postage CLASSID="28">
        <MailService>Priority Mail Military<sup>g</sup>&#8482;</sup> Small Flat Rate Box</MailService>
        <Rate>7.20</Rate>
        <CommercialRate>7.05</CommercialRate>
        <Zone>4</Zone>
    </Postage>
    <Postage CLASSID="22">
        <MailService>Priority Mail Military<sup>g</sup>&#8482;</sup> Large Flat Rate Box APO/FPO/DPO</MailService>
        <Rate>17.40</Rate>
        <CommercialRate>16.15</CommercialRate>
        <Zone>4</Zone>
    </Postage>
    <Postage CLASSID="47">
        <MailService>Priority Mail Military<sup>g</sup>&#8482;</sup> Regional Rate Box A</MailService>
        <Rate>0.00</Rate>
        <CommercialRate>7.40</CommercialRate>
        <Zone>4</Zone>
    </Postage>
    <Postage CLASSID="49">
        <MailService>Priority Mail Military<sup>g</sup>&#8482;</sup> Regional Rate Box B</MailService>
        <Rate>0.00</Rate>
        <CommercialRate>9.37</CommercialRate>
        <Zone>4</Zone>
    </Postage>
    <Postage CLASSID="16">
        <MailService>Priority Mail Military<sup>g</sup>&#8482;</sup> Flat Rate Envelope</MailService>
        <Rate>6.70</Rate>
        <CommercialRate>6.55</CommercialRate>
        <Zone>4</Zone>
    </Postage>
    <Postage CLASSID="44">
        <MailService>Priority Mail Military<sup>g</sup>&#8482;</sup> Legal Flat Rate Envelope</MailService>
        <Rate>7.00</Rate>
        <CommercialRate>6.85</CommercialRate>
        <Zone>4</Zone>
    </Postage>
    <Postage CLASSID="29">
        <MailService>Priority Mail Military<sup>g</sup>&#8482;</sup> Padded Flat Rate Envelope</MailService>
        <Rate>7.25</Rate>
        <CommercialRate>7.10</CommercialRate>
        <Zone>4</Zone>
    </Postage>
    <Postage CLASSID="38">
        <MailService>Priority Mail Military<sup>g</sup>&#8482;</sup> Gift Card Flat Rate Envelope</MailService>
        <Rate>6.70</Rate>
        <CommercialRate>6.55</CommercialRate>
        <Zone>4</Zone>
    </Postage>
    <Postage CLASSID="42">
        <MailService>Priority Mail Military<sup>g</sup>&#8482;</sup> Small Flat Rate Envelope</MailService>
        <Rate>6.70</Rate>
        <CommercialRate>6.55</CommercialRate>
        <Zone>4</Zone>
    </Postage>
    <Postage CLASSID="40">

```

```

    <MailService>Priority Mail Military</sup>&#8482;&lt;/sup> Window Flat Rate Envelope</MailService>
    <Rate>6.70</Rate>
    <CommercialRate>6.55</CommercialRate>
    <Zone>4</Zone>
  </Postage>
  <Postage CLASSID="6">
    <MailService>Media Mail Parcel</MailService>
    <Rate>3.17</Rate>
  </Postage>
  <Postage CLASSID="7">
    <MailService>Library Mail Parcel</MailService>
    <Rate>3.01</Rate>
  </Postage>
  <Restriction/>
</Package>
</RateV4Response>

```

### PTSTpod Sample Request

Example PTSTpod request for new Tracking Proof of Delivery API.

```

<PTSTpodRequest>
  <TrackId></TrackId>
  <MpSuffix></MpSuffix>
  <MpDate></MpDate>
  <RequestType></RequestType>
  <FirstName></FirstName>
  <LastName></LastName>
  <Email1></Email1>
  <Email2></Email2>
  <Email3></Email3>
  <CustRegID></CustRegID>
  <TableCode></TableCode>
  <ClientIp></ClientIp>
  <SourceId></SourceId>
</PTSTpodRequest>

```

### PTSTpod Sample Response

Example PTSTpod response for new Tracking Proof of Delivery API.

```

<PTSTPODRESULT>
  <ResultText>Your Tracking Proof of Delivery record is complete and will be processed shortly</ResultText>
  <ReturnCode>0</ReturnCode>
</PTSTPODRESULT>

```

### SDCGetLocations Sample Request

Example SDCGetLocations request displaying new SDC 2.0 updates.

```

<SDCGetLocationsRequest USERID="XXXXXXXX">
  <MailClass>0</MailClass>
  <OriginZIP>70601</OriginZIP>
  <DestinationZIP>21817</DestinationZIP>
  <AcceptDate>16-Jul-2018</AcceptDate>
  <AcceptTime>2300</AcceptTime>
  <NonEMDetail>True</NonEMDetail>
</SDCGetLocationsRequest>

```

### SDCGetLocations Sample Response

Example SDCGetLocations response displaying new SDC 2.0 updates.

```

<SDCGetLocationsResponse>
  <Release>2.0</Release>
  <CallerID>4</CallerID>
  <SourceID>004</SourceID>
  <MailClass>0</MailClass>
  <OriginZIP>70601</OriginZIP>
  <OriginCity>LAKE CHARLES</OriginCity>
  <OriginState>LA</OriginState>
  <DestZIP>21817</DestZIP>
  <DestCity>CRISFIELD</DestCity>

```

```

<DestState>MD</DestState>
<AcceptDate>2018-07-13</AcceptDate>
<AcceptTime>0900</AcceptTime>
<Expedited>
  <EAD>2018-07-13</EAD>
  <Commitment>
    <MailClass>1</MailClass>
    <CommitmentName>2-Day</CommitmentName>
    <CommitmentTime>1500</CommitmentTime>
    <CommitmentSeq>A0215</CommitmentSeq>
    <Location>
      <SDD>2018-07-15</SDD>
      <COT>1700</COT>
      <FacType>POST OFFICE</FacType>
      <Street>921 MOSS ST</Street>
      <City>LAKE CHARLES</City>
      <State>LA</State>
      <ZIP>70601</ZIP>
      <IsGuaranteed>1</IsGuaranteed>
    </Location>
  </Commitment>
  <Commitment>
    <MailClass>1</MailClass>
    <CommitmentName>2-Day</CommitmentName>
    <CommitmentTime>1500</CommitmentTime>
    <CommitmentSeq>B0215</CommitmentSeq>
    <Location>
      <SDD>2018-07-16</SDD>
      <COT>1700</COT>
      <FacType>POST OFFICE</FacType>
      <Street>921 MOSS ST</Street>
      <City>LAKE CHARLES</City>
      <State>LA</State>
      <ZIP>70601</ZIP>
      <IsGuaranteed>1</IsGuaranteed>
    </Location>
  </Commitment>
  <Commitment>
    <MailClass>2</MailClass>
    <CommitmentName>3-Day</CommitmentName>
    <CommitmentTime/>
    <CommitmentSeq>C0300</CommitmentSeq>
    <Location>
      <SDD>2018-07-16</SDD>
      <COT>1700</COT>
      <FacType>POST OFFICE</FacType>
      <Street>921 MOSS ST</Street>
      <City>LAKE CHARLES</City>
      <State>LA</State>
      <ZIP>70601</ZIP>
      <IsGuaranteed>2</IsGuaranteed>
    </Location>
  </Commitment>
  <Commitment>
    <MailClass>2</MailClass>
    <CommitmentName>3-Day</CommitmentName>
    <CommitmentTime/>
    <CommitmentSeq>D0300</CommitmentSeq>
    <Location>
      <SDD>2018-07-16</SDD>
      <COT>1700</COT>
      <FacType>POST OFFICE</FacType>
      <Street>921 MOSS ST</Street>
      <City>LAKE CHARLES</City>
      <State>LA</State>
      <ZIP>70601</ZIP>
      <IsGuaranteed>2</IsGuaranteed>
    </Location>
  </Commitment>
</Commitment>

```

```

    <MailClass>2</MailClass>
    <CommitmentName>3-Day</CommitmentName>
    <CommitmentTime/>
    <CommitmentSeq>E0300</CommitmentSeq>
    <Location>
      <SDD>2018-07-16</SDD>
      <COT>1700</COT>
      <FacType>POST OFFICE</FacType>
      <Street>921 MOSS ST</Street>
      <City>LAKE CHARLES</City>
      <State>LA</State>
      <ZIP>70601</ZIP>
      <IsGuaranteed>2</IsGuaranteed>
    </Location>
  </Commitment>
</Expedited>
<NonExpedited>
  <MailClass>3</MailClass>
  <NonExpeditedDestType>1</NonExpeditedDestType>
  <EAD>2018-07-13</EAD>
  <COT>1700</COT>
  <SvcStdMsg>3 Days</SvcStdMsg>
  <SvcStdDays>3</SvcStdDays>
  <SchedDlvryDate>2018-07-16</SchedDlvryDate>
</NonExpedited>
<NonExpedited>
  <MailClass>3</MailClass>
  <NonExpeditedDestType>2</NonExpeditedDestType>
  <EAD>2018-07-13</EAD>
  <COT>1700</COT>
  <SvcStdMsg>3 Days</SvcStdMsg>
  <SvcStdDays>3</SvcStdDays>
  <SchedDlvryDate>2018-07-16</SchedDlvryDate>
</NonExpedited>
<NonExpedited>
  <MailClass>3</MailClass>
  <NonExpeditedDestType>3</NonExpeditedDestType>
  <HFPU>
    <EAD>2018-07-13</EAD>
    <COT>1700</COT>
    <ServiceStandard>
      <SvcStdMsg>3 Days</SvcStdMsg>
      <SvcStdDays>3</SvcStdDays>
      <Location>
        <SchedDlvryDate>2018-07-16</SchedDlvryDate>
        <RAUName>CRISFIELD</RAUName>
        <Street>400 W MAIN ST</Street>
        <ZIP>218179998</ZIP>
        <CloseTimes>
          <M>1700</M>
          <Tu>1700</Tu>
          <W>1700</W>
          <Th>1700</Th>
          <F>1700</F>
          <Sa>1200</Sa>
          <Su>0000</Su>
          <H>0000</H>
        </CloseTimes>
        <City>CRISFIELD</City>
        <State>MD</State>
      </Location>
    </ServiceStandard>
  </HFPU>
</NonExpedited>
<NonExpedited>
  <MailClass>4</MailClass>
  <NonExpeditedDestType>1</NonExpeditedDestType>
  <EAD>2018-07-13</EAD>
  <COT>1700</COT>
  <SvcStdMsg>7 Days</SvcStdMsg>

```

```

        <SvcStdDays>7</SvcStdDays>
        <SchedDlvryDate>2018-07-20</SchedDlvryDate>
    </NonExpedited>
    <NonExpedited>
        <MailClass>4</MailClass>
        <NonExpeditedDestType>2</NonExpeditedDestType>
        <EAD>2018-07-13</EAD>
        <COT>1700</COT>
        <SvcStdMsg>7 Days</SvcStdMsg>
        <SvcStdDays>7</SvcStdDays>
        <SchedDlvryDate>2018-07-20</SchedDlvryDate>
    </NonExpedited>
    <NonExpedited>
        <MailClass>4</MailClass>
        <NonExpeditedDestType>3</NonExpeditedDestType>
        <HFPU>
            <EAD>2018-07-13</EAD>
            <COT>1700</COT>
            <ServiceStandard>
                <SvcStdMsg>7 Days</SvcStdMsg>
                <SvcStdDays>7</SvcStdDays>
                <Location>
                    <SchedDlvryDate>2018-07-20</SchedDlvryDate>
                    <RAUName>CRISFIELD</RAUName>
                    <Street>400 W MAIN ST</Street>
                    <ZIP>218179998</ZIP>
                    <CloseTimes>
                        <M>1700</M>
                        <Tu>1700</Tu>
                        <W>1700</W>
                        <Th>1700</Th>
                        <F>1700</F>
                        <Sa>1200</Sa>
                        <Su>0000</Su>
                        <H>0000</H>
                    </CloseTimes>
                    <City>CRISFIELD</City>
                    <State>MD</State>
                </Location>
            </ServiceStandard>
        </HFPU>
    </NonExpedited>
    <NonExpedited>
        <MailClass>5</MailClass>
        <NonExpeditedDestType>1</NonExpeditedDestType>
        <EAD>2018-07-13</EAD>
        <COT>1700</COT>
        <SvcStdMsg>4 Days</SvcStdMsg>
        <SvcStdDays>4</SvcStdDays>
        <SchedDlvryDate>2018-07-17</SchedDlvryDate>
    </NonExpedited>
    <NonExpedited>
        <MailClass>5</MailClass>
        <NonExpeditedDestType>2</NonExpeditedDestType>
        <EAD>2018-07-13</EAD>
        <COT>1700</COT>
        <SvcStdMsg>4 Days</SvcStdMsg>
        <SvcStdDays>4</SvcStdDays>
        <SchedDlvryDate>2018-07-17</SchedDlvryDate>
    </NonExpedited>
    <NonExpedited>
        <MailClass>5</MailClass>
        <NonExpeditedDestType>3</NonExpeditedDestType>
        <HFPU>
            <EAD>2018-07-13</EAD>
            <COT>1700</COT>
            <ServiceStandard>
                <SvcStdMsg>4 Days</SvcStdMsg>
                <SvcStdDays>4</SvcStdDays>
                <Location>

```

```

        <SchedDlvryDate>2018-07-17</SchedDlvryDate>
        <RAUName>CRISFIELD</RAUName>
        <Street>400 W MAIN ST</Street>
        <ZIP>218179998</ZIP>
        <CloseTimes>
            <M>1700</M>
            <Tu>1700</Tu>
            <W>1700</W>
            <Th>1700</Th>
            <F>1700</F>
            <Sa>1200</Sa>
            <Su>0000</Su>
            <H>0000</H>
        </CloseTimes>
        <City>CRISFIELD</City>
        <State>MD</State>
    </Location>
</ServiceStandard>
</HFPU>
</NonExpedited>
<NonExpedited>
    <MailClass>6</MailClass>
    <NonExpeditedDestType>1</NonExpeditedDestType>
    <EAD>2018-07-13</EAD>
    <COT>1700</COT>
    <SvcStdMsg>6 Days</SvcStdMsg>
    <SvcStdDays>6</SvcStdDays>
    <SchedDlvryDate>2018-07-19</SchedDlvryDate>
</NonExpedited>
<NonExpedited>
    <MailClass>6</MailClass>
    <NonExpeditedDestType>2</NonExpeditedDestType>
    <EAD>2018-07-13</EAD>
    <COT>1700</COT>
    <SvcStdMsg>6 Days</SvcStdMsg>
    <SvcStdDays>6</SvcStdDays>
    <SchedDlvryDate>2018-07-19</SchedDlvryDate>
</NonExpedited>
<NonExpedited>
    <MailClass>6</MailClass>
    <NonExpeditedDestType>3</NonExpeditedDestType>
    <HFPU>
        <EAD>2018-07-13</EAD>
        <COT>1700</COT>
        <ServiceStandard>
            <SvcStdMsg>6 Days</SvcStdMsg>
            <SvcStdDays>6</SvcStdDays>
        </ServiceStandard>
        <Location>
            <SchedDlvryDate>2018-07-19</SchedDlvryDate>
            <RAUName>CRISFIELD</RAUName>
            <Street>400 W MAIN ST</Street>
            <ZIP>218179998</ZIP>
            <CloseTimes>
                <M>1700</M>
                <Tu>1700</Tu>
                <W>1700</W>
                <Th>1700</Th>
                <F>1700</F>
                <Sa>1200</Sa>
                <Su>0000</Su>
                <H>0000</H>
            </CloseTimes>
            <City>CRISFIELD</City>
            <State>MD</State>
        </Location>
    </ServiceStandard>
</HFPU>
</NonExpedited>
</SDCGetLocationsResponse>

```



### 3.2.2 Sample Labels/Receipts

This section provides sample label and receipt images to the CAT/staging environment that demonstrate some of the changes implemented to our APIs in this release. These samples are provided as a reference to aid in your understanding of the changes and in your integration with our updated APIs. You should still complete all your usual testing and verification processes to ensure that your system is communicating properly with the most updated version of Web Tools.

#### 3.2.2.1 eVS Receipt Sample

Example eVS Receipt displaying "Return Receipt Fee" populated.





Use Priority Mail Express packaging or stickers. Securely affix label to mail piece. Do not tape over barcode. Money-back guarantee begins with acceptance processing of this item when the item is returned to the Post Office after being collected during delivery/collection, from a Priority Mail Express Collection box, or brought to a USPS retail location. This Online Receipt must be presented to Postal personnel if applying for a service related refund. Refunds for unused postage paid labels can be requested online 10 days from the print date.

|  |  |  |                          |  |  |
|--|--|--|--------------------------|--|--|
|   |  | <b>PRIORITY MAIL EXPRESS™</b>                |                          | <b>CUSTOMER Online Receipt DO NOT MAIL</b>   |  |
| PO ZIP Code  |  | Mailing Date<br><b>10/30/17</b>              |                          | Scheduled Delivery Date<br><b>10/31/17</b>   |  |
| Return Receipt Fee<br><b>\$2.75</b>  |  | Postage<br><b>\$ 32.47</b>                   |                          |  <p style="text-align: center;"> <b>9265 6901 0650 7600 0010 54</b><br/> <b>PRIORITY MAIL EXPRESS 1-DAY™</b> </p> <p> <input type="checkbox"/> WAIVER OF SIGNATURE (Domestic only) Additional merchandise insurance is void if waiver of signature is requested. A valid delivery is required without containing signature in address or on the package. If delivery is refused, insurance can be paid in select locations and amounts that depend on package's signature requirements for post delivery.                 </p> |  |
| <input type="checkbox"/> Saturday <input checked="" type="checkbox"/> Sunday/ holiday  |  | Address to PO Box                            |                          |  |  |
| Weight<br>lbs: <b>1</b> oz: <b>3</b>   |  | Adult Signature Service Fee<br><b>\$6.15</b> |                          |  |  |
| Total Postage & Fees<br><b>\$ 54.97</b>  |  | Insurance Fee<br><b>\$3.35</b>               |                          |  |  |
| Postage and fees are subject to change after package characteristics are validated when package is presented to the Post Office. |  |  |                          |  |  |
| <b>CUSTOMER INFORMATION</b>  |  |  |                          |  |  |
| FROM: PHONE: <b>(501) 519-9088</b>   |  |  | TO: PHONE:               |  |  |
| <b>Test - From Address</b>   |  |  | <b>Test - To Address</b> |  |  |
| FOR PICKUP OR TRACKING CALL 1-800-222-1811   |  |  | www.usps.com             |  |  |



### 3.2.2.2 eVS Customs Form Sample

Example eVS Priority Mail Military Customs Form to a military location displaying updated indicia with "MILITARY" removed.

|  |                            |   |                        |   |                                   |   |   |                                     |  |  |
|--|----------------------------|---|------------------------|---|-----------------------------------|---|---|-------------------------------------|--|--|
| <br>9205 5901 0650 7610 0563 73  | <b>F<br/>R<br/>O<br/>M</b> | MID: XXXXX  |                        | <b>CP72-CUSTOMS DECLARATION</b>   |                                   | <span style="font-size: 48pt; font-weight: bold;">P</span>  | <span style="border: 1px solid red; padding: 2px;">PRIORITY MAIL™</span><br>U.S. POSTAGE<br>PAID<br>Not Valid Test Label<br>eVS |                                     |  |  |
|  |                            | FROM NAME<br>FROM TEST ADDRESS  |                        | Origin Post:<br>US POSTAL SERVICE   | Date of Mailing:<br>05/01/18      |   |   |                                     |  |  |
|  |                            |   |                        | Importer's reference:   |                                   |   |   |                                     |  |  |
|  |                            |   |                        | Importer's contact:   |                                   |   |   |                                     |  |  |
| Detailed description of contents   |                            | Qty   | Net Weight<br>(lbs.oz) |   | Value<br>(US\$)                   | HS Tariff<br>Number   | Origin<br>Country   | Insured Value: \$<br>0.00           |  |  |
| LDS SLIPPER, POLYESTER UPPER   |                            | 2   | 0 0                    |   | 6.98                              | 8404193915  |   | SDR Value: \$<br>0.00               |  |  |
|  |                            |   |                        |   |                                   |   |   | Insured Fee: \$                     |  |  |
|  |                            |   |                        |   |                                   |   |   | Postal charges/<br>Fees: \$<br>8.47 |  |  |
| Category of Items: MERCHANDISE   |                            | TOTAL   | 0 0                    |   | 6.98                              | I certify the particulars given in this customs declaration are correct. This form does not contain any undeclared dangerous articles, or articles prohibited by legislation or by postal or customs regulations. I have met all applicable export filing requirements under federal law and regulations. |   |                                     |  |  |
| Exporter's reference:  |                            | Exporter's contact:   |                        | Total Dimensions:<br>L: 1 W: 1 H: 1   |                                   | Sender's Signature and Date<br>05/01/2018   |   |                                     |  |  |
| AES ITN/Exemption  |                            | Invoice/License Certificate No(s)   |                        |   |                                   | Return to Sender Instructions in case of nondelivery:   |   |                                     |  |  |
| <br>2.9 Lbs.  |                            |  |                        |  |                                   |   |   |                                     |  |  |
| <b>T<br/>O</b>   |                            | TO NAME<br>TEST MILITARY ADDRESS<br>APO AE 09704-0001                             |                        |   | Overseas Military/Diplomatic Mail |   |   |                                     |  |  |
| PS Form 2976-A (March 2015) <span style="margin-left: 50px;">Web Tools</span> <span style="margin-left: 50px;">Do not duplicate this form without USPS approval.</span> <span style="float: right;">This item may be opened officially.</span> |                            |   |                        |   |                                   |   |   |                                     |  |  |

### 3.3 Appendix C – HTTPS/Secure Web Tools APIs

#### 3.3.1 SSL Security Certificate Updates (HTTPS APIs)

| Common Name (CN)            | Envir. | URLS  | Expiration Date | Deployment Date/Time  |
|-----------------------------|--------|---|-----------------|-----------------------|
| stg-secure.shippingapis.com | TEST   | <a href="https://stg-secure.shippingapis.com/">https://stg-secure.shippingapis.com/</a> | 1/23/18         | 1/9/18<br>8:30 AM ET  |
| secure.shippingapis.com     | PROD   | <a href="https://secure.shippingapis.com/">https://secure.shippingapis.com/</a>         | 2/8/18          | 1/22/18<br>8:30 AM ET |

#### 3.3.2 Web Tools Secure/HTTPS APIs

| API                                  | API Name                        |
|--------------------------------------|---------------------------------|
| Zip+4 City Lookup                    | AllCitiesInAZipCode             |
| Zip+4 ZIP Code Lookup                | AllZipCodesInACity              |
| Carrier Pickup Availability          | CarrierPickupAvailability       |
| Carrier Pickup Cancel                | CarrierPickupCancel             |
| Carrier Pickup Change                | CarrierPickupChange             |
| Carrier Pickup Inquiry               | CarrierPickupInquiry            |
| Carrier Pickup Schedule              | CarrierPickupSchedule           |
| City+State Lookup                    | CityStateLookup                 |
| Scan Based Payment Outbound          | CreateSBPLabel                  |
| Customs Form CN22                    | CustomsCN22V2                   |
| Customs Form CP72                    | CustomsCP72V3                   |
| Customs SCAN                         | CustomsSCAN                     |
| Delivery Confirmation                | DeliveryConfirmationV4 (V3, V2) |
| eVS Domestic                         | eVS                             |
| eVS Domestic Cancel                  | eVSCancel                       |
| eVS Express Mail International       | eVSExpressMailIntl              |
| eVS First Class Mail International   | eVSFirstClassMailIntl           |
| eVS GXG Public Label generation      | eVSGXGGetLabel                  |
| eVS International Cancel             | eVSICancel                      |
| eVS Priority Mail International      | eVSPriorityMailIntl             |
| Express Mail International           | ExpressMailIntl                 |
| Express Mail Label                   | ExpressMailLabel                |
| First Class Mail International       | FirstClassMailIntl              |
| Forever Prepaid                      | ForeverPrepaidLabel             |
| Zip+4 Address Lookup                 | GetAddress                      |
| Get Country                          | GetCountry                      |
| EDDM                                 | getRouteStats                   |
| GXG Commercial Invoice               | GXGCommercialInvoice            |
| GXG Get Commodity Information        | GXGGetCommodityInfo             |
| GXG - Guarantee                      | GXGGetGuarantee                 |
| GXG Label                            | GXGGetLabel                     |
| Hold For Pickup Facility Information | HFPFacilityInfo                 |

|                                    |                             |
|------------------------------------|-----------------------------|
| Express Mail Hold For Pickup       | HoldForPickupExpress        |
| First Class Mail Hold For Pickup   | HoldForPickupFirstClass     |
| Priority Mail Hold For Pickup      | HoldForPickupPriority       |
| International Price Calculator     | IntlRateV2, IntlRate        |
| KHGetPostalCodes                   | KHGetPostalCodes            |
| Kahala Get States/Provinces        | KHGetStatesProvinces        |
| Merchandise Return Service         | MerchandiseReturnV4         |
| Merchandise Return Service Bulk    | MerchReturnV4Bulk           |
| MeterStatus                        | MeterStatus                 |
| Metro Post                         | MetroPost                   |
| Open and Distribute Priority       | OpenDistributePriorityV2    |
| Post Office Locator                | POLocatorV2                 |
| Priority Mail Service Standards    | PriorityMail                |
| Priority Mail International        | PriorityMailIntl            |
| Track and Confirm - Email          | PTSEmail                    |
| Track and Confirm - GetPackageInfo | PTSGetPackageInfo           |
| Track and Confirm - Tpod           | PTSTpod                     |
| Track and Confirm - Pod            | PTSPod                      |
| Track and Confirm - Rre            | PTSRre                      |
| Domestic Price Calculator          | RateV4                      |
| User Registration                  | Registration                |
| SCAN                               | SCAN                        |
| EDDM - SelectNear                  | SelectNear                  |
| EDDM - SelectPolygon               | SelectPolygon               |
| EDDM - SelectZIP                   | SelectZIP                   |
| Signature Confirmation             | SignatureConfirmationV4, V3 |
| Package Services Service Standards | StandardB                   |
| Track and Confirm                  | TrackV2                     |
| Address Validation                 | Verify                      |
| ZipCode Lookup                     | ZipCodeLookup               |

### 3.3.3 SSL Security Certificate update (HTTPS Web Tools 2.0 APIs):

| Common Name (CN)     | Envir. | URLS   | Expiration Date | Deployment Date/Time  |
|----------------------|--------|--|-----------------|-----------------------|
| ea-webtools.usps.com | PROD   | <a href="https://ea-webtools.usps.com">https://ea-webtools.usps.com</a><br><a href="https://webtools.usps.com">https://webtools.usps.com</a> | 2/8/18          | 1/22/18<br>8:30 AM ET |

### 3.3.4 Secure HTTPS Web Tools 2.0 APIs

| API                               | API Name       |
|-----------------------------------|----------------|
| Package Intercept Status          | status         |
| Package Intercept Hold For Pickup | holdForPickup  |
| Package Intercept Redirect        | createRedirect |

|                                    |                             |
|------------------------------------|-----------------------------|
| Package Intercept Return to Sender | createRTS                   |
| Create Delivery Instructions       | createDeliveryInstructions  |
| EDDMR                              | EDDMR                       |
| ForeverPrepaidLabel                | ForeverPrepaidLabel         |
| DI and Redelivery Availability     | getDIRedeliveryAvailability |
| DI and Redelivery Status           | getDIRedeliveryStatus       |
| Create Redelivery                  | createRedelivery            |